



## **NOTICE OF MEETINGS OF THE EXECUTIVE COMMITTEE OF THE PUEBLO CITY COUNCIL**

A MEETING OF THE EXECUTIVE COMMITTEE OF THE PUEBLO CITY COUNCIL WILL BE HELD ON **JULY 1, 2019** COMMENCING **AT 5:30 P.M.** IN THE CITY COUNCIL CHAMBERS, THIRD FLOOR, CITY HALL, ONE CITY HALL PLACE, PUEBLO, COLORADO 81003.

Executive Committee meetings are special meetings of the City Council and are informal Council meetings for the purpose of receiving information and discussion among Council Members; no official action is taken at such meetings. The public is invited to attend, but public comment is generally not received unless otherwise noted.

**Individuals requiring special accommodation are requested to please notify the ADA Coordinator of their needs at (719) 553-2295 by noon on the Friday preceding the meeting.**

THE AGENDA FOR THE EXECUTIVE COMMITTEE MEETING IS AS FOLLOWS:

### ***AGENDA***

I. Call To Order And Welcome - Bob Schilling, Work Session Chair

II. Topics

1. CODE ENFORCEMENT UPDATE (5:30 P.M. - 5:55 P.M.)

**PURPOSE:**

Update to City Council from Code Enforcement.

**CALL TO PODIUM**

Ms. Karen Willson, Code Enforcement Manager-City of Pueblo

**TIME ALLOTTED:**

15 Minutes--Presentation

10 Minutes--Questions

**SUPPORTING BACKGROUND:**

Update to City Council from Code Enforcement.

2. PUEBLO BOARD OF WATER WORKS 2019 MAIN REPLACEMENT PROGRAM (5:55 P.M. - 6:20 P.M.)

**PURPOSE:**

Presentation to City Council on the 2019 Main Replacement Program.

**CALL TO PODIUM**

Mr. Seth Clayton, Executive Director-Pueblo Board of Water Works

**TIME ALLOTTED:**

15 Minutes--Presentation

10 Minutes--Questions

**SUPPORTING BACKGROUND:**

Presentation to City Council on the 2019 Main Replacement Program.

Documents:

[7-1-19 BOARD OF WATER WORKS.PDF](#)

III. Adjournment



Presentation of Water Main Replacement Projects

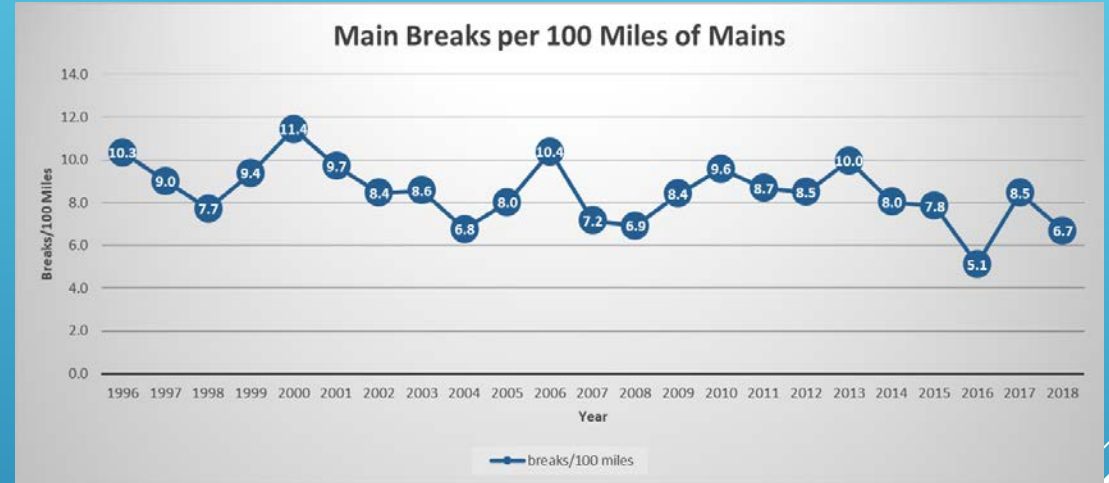
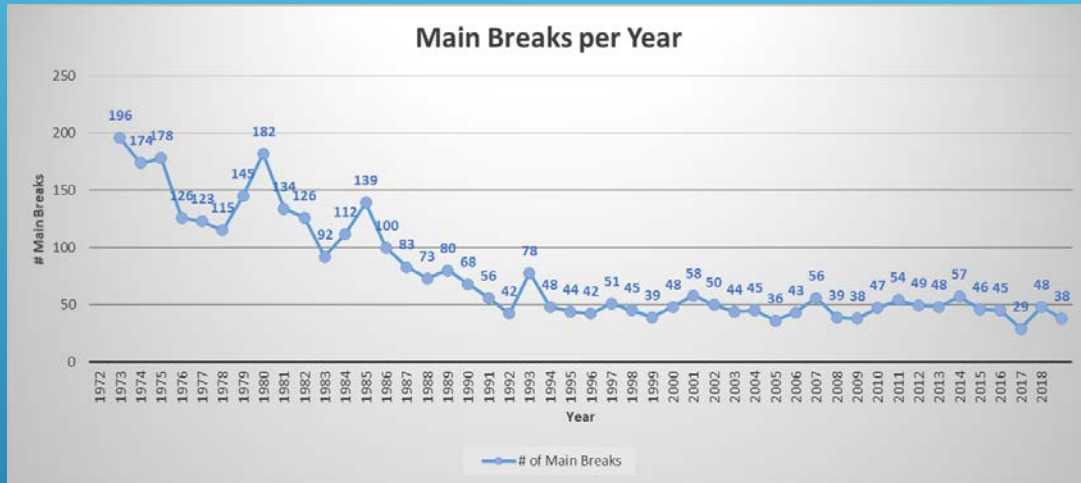
To

Pueblo City Council Workgroup

July 1, 2019

## TRANSMISSION/DISTRIBUTION SYSTEM FACTS

- ▶ Made up of nearly 575 miles of water mains.
- ▶ Primarily consisting of Cast Iron, Ductile Iron, Asbestos Cement, PVC, Steel, and HDPE pipe materials
- ▶ Sizes 3" through 84"



- 2018 experienced 38 main breaks
- 2018 Average cost per main break = \$5,878.21

Industry Standard shall not exceed 25-30 Per this metric. As reflected, Pueblo Water is well within the Industry Standard. However, reducing unplanned service disruptions and improving overall economic stability is our ultimate goal.

# MAIN BREAK DATA

### General Strategy:

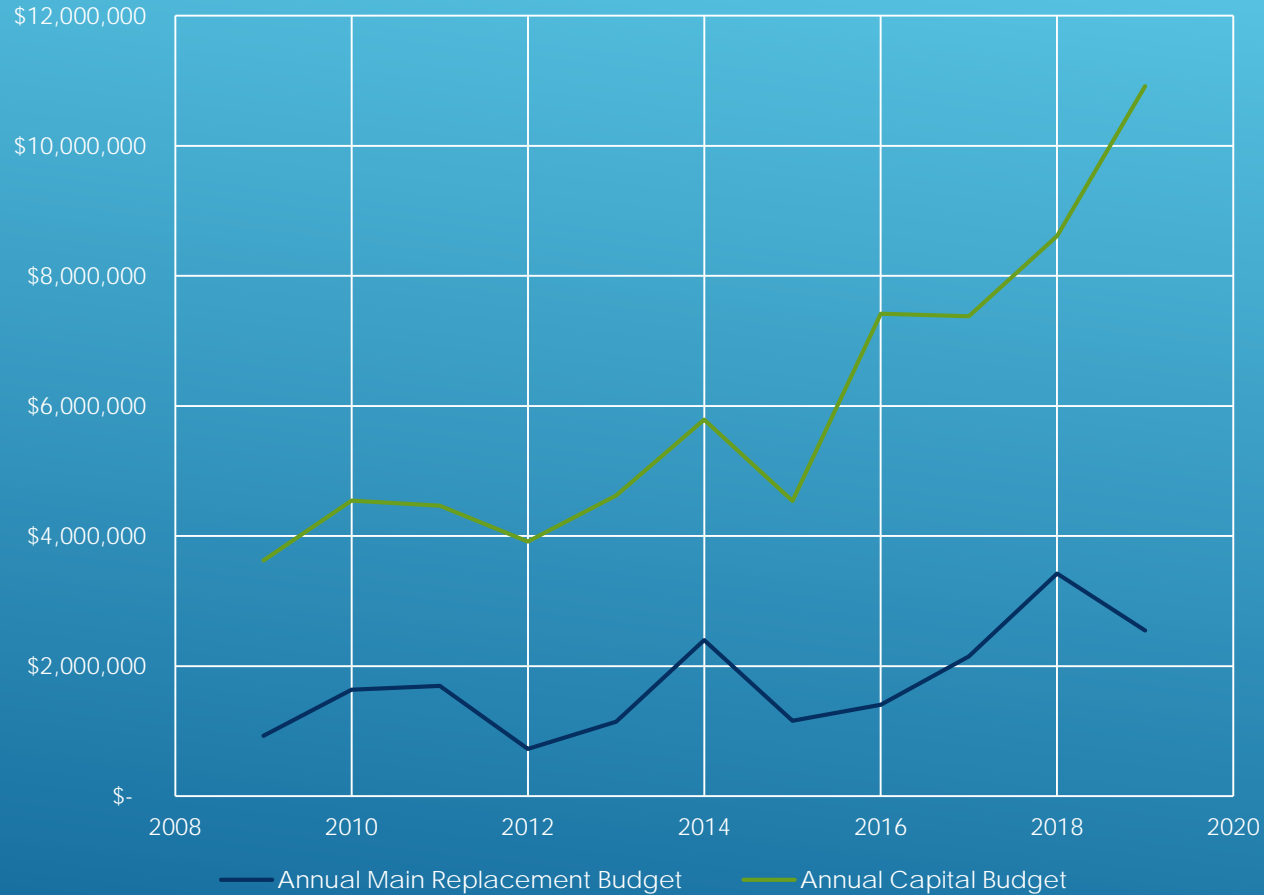
- Reduce expenses from unplanned events
- Reduce unplanned service disruptions
- Maximize Benefit/Cost to maintain low service rates with moderate increases
- Improve water quality characteristics by eliminating dead-end mains
- Improve flow characteristics, thereby improving fire protection

### What gets replaced

- Minimize neighborhood disruption
- Main break history, soil condition, pipe material characteristics
- Coordination with other planned work, precede overlay projects

# MAIN REPLACEMENT PLANNING

2009-2019 Budget



2019 MAIN REPLACEMENT BUDGET INCLUDES AN ALLOCATION OF \$2,234,000 FOR CONTRACTED WORK AND \$277,000 FOR SELF-PERFORMED PROJECTS

## 2019 Citywide – Eastside

- Replaced 6,216 LF of main (Erie, E. 4<sup>th</sup> to E. 2<sup>nd</sup>; E. 2<sup>nd</sup>, Erie to Portland)
- Contracted with KR Swerdfeger Construction
- March 6<sup>th</sup> through June 4<sup>th</sup>

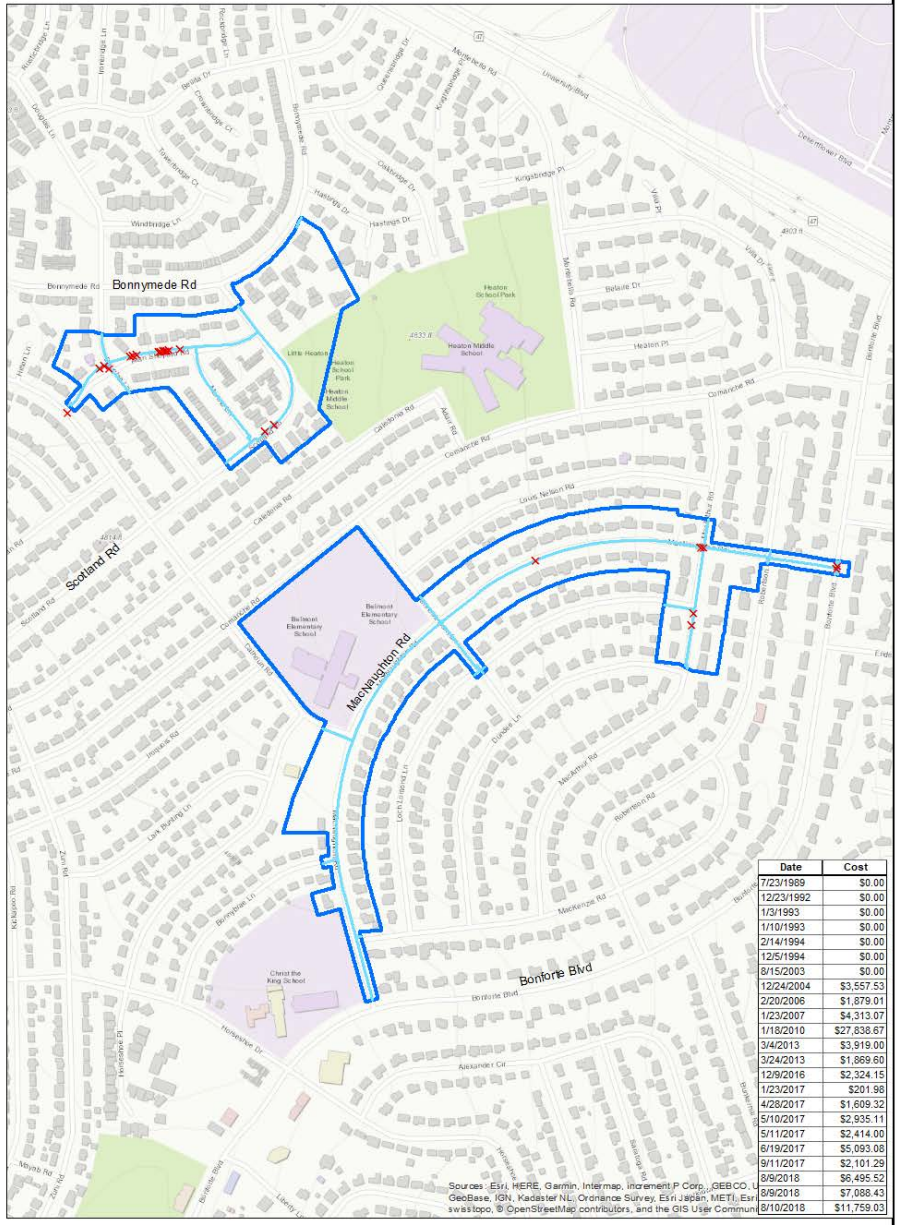
## 2019 Citywide – Belmont

- Plan to replace 7,300 LF main (McNaughton, Alan Shepard, MacArthur, Bannock Burn, Douglas, Martha, and Scotland)
- Contracted with Pate Construction
- Commenced June 13<sup>th</sup> (potholing and preparation)
- Anticipated completion prior to October 18<sup>th</sup>. (McNaughton and adjoining streets by District 60 start)

# 2019 MAIN REPLACEMENT PROJECTS



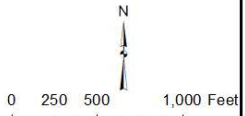
# 2019 CITYWIDE – BELMONT PROJECT AREA



| Date       | Cost        |
|------------|-------------|
| 7/23/1989  | \$0.00      |
| 12/23/1992 | \$0.00      |
| 1/3/1993   | \$0.00      |
| 1/10/1993  | \$0.00      |
| 2/14/1994  | \$0.00      |
| 12/5/1994  | \$0.00      |
| 2/15/2003  | \$0.00      |
| 12/24/2004 | \$3,557.53  |
| 2/20/2006  | \$1,879.01  |
| 1/23/2007  | \$4,313.07  |
| 1/18/2010  | \$27,838.87 |
| 3/4/2013   | \$3,919.00  |
| 3/24/2013  | \$1,869.60  |
| 12/9/2016  | \$2,324.15  |
| 1/23/2017  | \$201.98    |
| 4/28/2017  | \$1,609.32  |
| 5/10/2017  | \$2,935.11  |
| 5/11/2017  | \$2,414.00  |
| 6/19/2017  | \$5,093.08  |
| 9/11/2017  | \$2,101.29  |
| 9/9/2018   | \$6,495.52  |
| 9/9/2018   | \$7,088.43  |
| 8/10/2018  | \$11,759.03 |

1989-2018 Main Breaks  
23 Breaks  
Total Cost = \$85,398.79

- Legend**
- × Project-Area Main Breaks
  - Water Mains to be Replaced
  - Construction Area





**Board of Water Works**  
**of Pueblo, Colorado**

